

RX

—

2020 LEXUS




DEP
DEALER ePROCESS

More expressive craftsmanship.
More driver-inspired technology.
More uncompromising versatility.

Experience even more of what makes the RX
the leading luxury SUV of all time.

—
The 2020 Lexus RX





RX 450h

Offering the best of all worlds, the 2020 RX Hybrid pairs a potent V6 engine with powerful electric motors for an impressive 308 total system horsepower¹ and a 30-MPG combined EPA estimate², along with all-wheel drive performance.

RX F SPORT MODELS

Take the RX 350 and RX 450h to the next level with bold interior and exterior styling, including exclusive bolstered sport seats, a redesigned lower front spoiler and 20-inch alloy wheels³ with Dark Graphite finish. For added exhilaration, the F SPORT models also offer a more advanced Adaptive Variable Suspension, enhanced steering and Sport S+ drive mode.

RX 350

With a more dynamic front fascia, the 2020 RX 350 boasts a 295-horsepower, 3.5-liter V6 engine with eight-speed automatic transmission. Every RX features a suite of premium technology, including new Amazon Alexa⁴ compatibility, a touchscreen and available color Head-Up Display. As well as new Android Auto^{TM5} and Lexus Safety System+ 2.0⁶, which includes preceding pedestrian and bicyclist detection⁷. Front-wheel drive or available all-wheel drive.

RX 350L / RX 450hL

Enjoy the RX in a sleek and stylish three-row crossover. Both models offer ample cargo space⁸ and third-row comforts that include power-folding seats and dedicated climate control. Seats six with captain's chairs (standard on RX 450hL, available on RX 350L) or seven with second-row bench seating⁹ (standard on RX 350L). Front-wheel drive (standard on RX 350L) or all-wheel drive (standard on RX 450hL, available on RX 350L).

RXh shown in Nightfall Mica (left), RX F SPORT shown in Ultra White (center), RX L shown in Atomic Silver (right)





RXL shown in Atomic Silver

DEP
DEALER ePROCESS



RX shown with Noble Brown leather and Gray Sapele wood with Aluminum interior trim

DEP
DEALER ePROCESS



DEALER ePROCESS



RX FSPORT shown in Ultra White with Circuit Red NuLuxe^{®10} and Scored Aluminum interior trim



RX F SPORT shown in Atomic Silver

DEP
DEALER ePROCESS



RXh shown in Matador Red Mica

DEP
DEALER ePROCESS



With a distinct floating roofline and unapologetic accents, the RX makes a statement even before you arrive. This confident crossover delivers daring illumination with new, thinner available Premium Triple-Beam LED headlamps that feature an eye-catching L shape, as well as redesigned taillamps. Plus, the three-row RXL features uncompromised styling with added passenger capacity.

DESIGN BEYOND LUXURY

Sleeker and more sophisticated than ever before, the 2020 RX features a redesigned front fascia, elegant character lines, and more expressive headlamps and taillamps.



RX shown in Nightfall Mica





RX shown in Eminent White Pearl (left), RXL shown in Atomic Silver (right)

PUSHING THE LIMITS OF SPACE AND STYLE

*Discover refined styling, comfort
and a larger interior with the
seven-passenger RX 350L.*

While it boasts the same powerful stance, signature floating roofline and distinctive wraparound LED taillamps as the five-passenger RX, the RXL features one noteworthy addition: a power-folding third row. Crafted to impress as much for its seamless function as for its striking form, it incorporates class-leading cargo space^{8,11} and seating for up to seven in the RX 350L and up to six in the RX 450hL.⁹



With room for up to seven passengers in the RX 350L and six in the RX 450hL,⁹ you can take on all of life's curves. Whether it's taking a couple more kids to practice, driving your colleagues to lunch, or making room for your latest antiquing find, the three-row RXL has you covered.

POWER-FOLDING SEATS

For easy access, simply tilt and slide the second-row seat and step into the inviting third row. Plus, both the RX 350L and RX 450hL feature power-folding third-row seats with a 50/50 split for added versatility.

CLASS-LEADING CARGO SPACE

Even with the third row up, the RX 350L and RX 450hL both have more cargo space than our competitors.^{8,11} So you'll have plenty of room for the weekend's purchases—and then some. For added convenience, a new Power Rear Door with Kick Sensor¹² is also offered. Simply kick your foot under the rear bumper to open or close.

RXL shown in Atomic Silver

DEP
DEALER ePROCESS

THREE ROWS. ENDLESS ADVENTURES.

Embrace the unexpected with power-folding third-row seats and class-leading cargo space.





SEVEN-PASSENGER SEATING

With available six- or seven-passenger seating, the RXL offers the ultimate luxury: flexibility.

Why take two cars when you can take one? The RX 350L and RX 450hL are designed to ensure everyone can come along for the ride. With available supple leather-trimmed seats, plenty of legroom and dedicated third-row climate control, the longer the road trip, the better.

CAPTAIN'S CHAIRS

Ready to take second-row comfort to first-class standards? Now you can, with luxurious available captain's chairs.⁹ This configuration seats six and creates an aisle that accentuates the inviting feel of the cabin. Meanwhile, a tilt-and-slide seat feature makes access to the third row even more convenient.

RXL shown with Parchment leather and Gray Sapele wood with Aluminum interior trim and captain's chairs⁹



INTERIOR DESIGN

Crafted with attention to even the smallest details, the RX is filled with an abundance of distinctive extras.

AMBIENT LED ILLUMINATION

Adding intrigue to the interior, available ambient LED lighting brightens and dims in a coordinated series to welcome the driver into the RX. Soft lighting also illuminates the area surrounding the vehicle the moment you approach, for added visibility and peace of mind.

HEATED AND VENTILATED SEATING

Taking luxury further, the available heated and ventilated front seats offer heaters and fans in the seat cushions to provide optimum comfort, regardless of the weather. Heated second-row outboard seats are also available in all RX models, including the three-row RX.

MULTI-ZONE CLIMATE CONTROL

Customize the climate around you. Individual settings allow the driver and front passenger to adjust their preferred temperatures. Plus, the RX 350L and RX 450hL feature dedicated climate control for passengers in the third row. To help ensure the cabin stays fresh, an available smog-sensing climate-control system automatically switches into recirculation mode if it senses high levels of pollutants outside.




RX F SPORT shown with Circuit Red NuLuxe^{®10} and Scored Aluminum interior trim



CUTTING-EDGE CRAFTSMANSHIP

A renowned eye for detail, precision-crafted Yamaha® wood accents and hand-selected leather trim come together to create our most refined RX yet.

Art meets technology as handcrafted trim undergoes a meticulous process by expert *takumi* craftsmen. The available Yamaha Gray Sapele wood is created by the same artisans responsible for producing some of the world's finest musical instruments. This artful trim marries the natural expression of fine wood with the clean sophistication of brushed aluminum as the opposing materials are layered upon each other. Laser technology then engraves the wood surface to reveal the metallic lines underneath. An available perforated semi-aniline leather-trimmed interior elevates every drive, while convenient power-folding and -reclining¹³ second-row seats offer easy versatility in the RX 350 and RX 450h. In addition, power-folding seats are standard in the third row of the RX 350L and RX 450hL.





TECHNOLOGY BEYOND TODAY

Android Auto functionality. Amazon Alexa compatibility. A convenient, new touchscreen and much more. This is the most connected RX yet.



See more and do more with advanced technology that's right at your fingertips. With new Android Auto,^{TM5} you'll enjoy access to a variety of messaging apps like WhatsApp.[®] It also features the unique capability to anticipate and provide personalized information. Meanwhile, you can start your engine remotely¹⁴ with your smartwatch, or start your favorite podcast in your kitchen and finish it on your drive to work with Amazon Alexa⁴ compatibility. And for added convenience, an available pinch- and zoom-enabled 12.3-inch touchscreen multimedia display is intuitively placed to provide easier access to Lexus Enform¹⁵ apps, navigation and more.



COMMAND CENTER

Experience connected technology at your fingertips and the forefront of driver convenience.

APPLE CARPLAY®

With Apple CarPlay¹⁶ integration, you can access the same familiar interface from your iPhone^{®17} through the vehicle's multimedia display. Simply connect your iPhone to get directions, make calls, send and receive messages via Siri^{®18} and get access to your favorite apps like Waze, Spotify[®] and Apple Audiobooks.^{TM19}

AMAZON ALEXA

Bring all the convenience of Amazon Alexa⁴ on the road with the Lexus+Alexa²⁰ app. Using only your voice, you can easily access thousands of the same features and skills you get with Alexa at home. Listen to audiobooks, stream Amazon Music,⁴ make lists, check the weather, get news briefings and much more. You can also use it to control compatible smart-home devices such as lighting, thermostat and security systems. Offering added in-vehicle convenience, Alexa can even sync to your Navigation System²¹ or provide on-the-go directions via the integrated Waze app.

ANDROID AUTO

With Android Auto^{TM5} you can now seamlessly cast your device's interface onto the vehicle's multimedia display. Play your music via your favorite apps such as Spotify[®] and Pandora,[®] send messages through a range of commonly used apps like WhatsApp,[®] navigate with Google Maps^{TM22} or Waze, and request information—all with just the sound of your voice—through Google Assistant.²² For added convenience, Android Auto can also deliver tailored information based on your calendar, usage activity and habits.

POWER REAR DOOR WITH KICK SENSOR

The power rear door can be opened and closed using a button on the key fob, on the door lid or next to the steering wheel. For added convenience when your hands are full, the open/close function can now also be performed by kicking your foot under the rear bumper.¹²

PANORAMIC VIEW MONITOR

The RX offers passionate design with optimal visibility, as seen in the available Panoramic View Monitor.²³ Four high-resolution cameras mounted on the front, sides and rear of the vehicle give drivers a bird's-eye view of the near environment. Moving view and see-through view options create a composite image of the vehicle's surroundings as on-screen guides assist with parking and tight maneuvering.

LEXUS ENFORM

Lexus Enform¹⁵ elevates connected technology and provides concierge-level convenience. From emergency assistance and onboard Wi-FiTM to the ability to start your engine remotely¹⁴ using your smartphone, smartwatch, the Lexus skill on Amazon Alexa⁴ built-in devices, or the Lexus action on Google Assistant-enabled²² devices, our premium suite of connected technology offers peace of mind with every drive.



DELIVERY AND TECHNOLOGY SPECIALISTS

To help you get the most out of these and other features in your new Lexus, a Vehicle Delivery Specialist will walk you through nearly every setting and function you desire. And to answer questions that arise after delivery, a Vehicle Technology Specialist can offer expert guidance in person or without you ever leaving the driveway via camera-enabled apps like FaceTime.^{®24} Learn more about these services at lexus.com/specialists.

PEACE OF MIND, STANDARD

Presenting Lexus Safety System+ 2.0, an integrated suite of class-leading standard active safety equipment.^{6,25}

PRE-COLLISION SYSTEM WITH PEDESTRIAN DETECTION

By enhancing the radar and camera capabilities, it's now possible for the system²⁶ to help detect not only the vehicle ahead, but also a preceding bicyclist in daytime and even a preceding pedestrian in daytime and low-light conditions.⁷ Should it detect a potential frontal collision, it can help automatically brake the vehicle to a stop.

LANE TRACING ASSIST

When All-Speed Dynamic Radar Cruise Control²⁷ is enabled, this hands-on system²⁸ monitors visible lane markings or the path of the preceding vehicle to help the driver keep their vehicle centered in the lane by providing steering assistance. Designed for added convenience and to help reduce driver strain, the system can even be used in traffic and on highways with gradual curves.

LANE DEPARTURE ALERT WITH STEERING ASSIST

This system²⁹ utilizes a camera to monitor visible lane markings. If an inadvertent lane departure is detected at speeds above 32 mph, the system is designed to warn you so that you can steer back into the lane, and can even take slight corrective measures to help keep you within your visibly marked lane.

ROAD SIGN ASSIST

This system³⁰ uses a built-in camera to help provide road sign information in the instrument panel. In addition to displaying speed limit information, the system can alert you of certain detected signs you otherwise might have missed.

ALL-SPEED DYNAMIC RADAR CRUISE CONTROL

This system²⁷ uses radar and camera technology to help you maintain a preset speed and following distance from the vehicle ahead. Whether at highway speeds or in stop-and-go traffic, the system is designed to detect if you get closer than the preset distance and automatically slow your vehicle—even to a complete stop. If driving at highway speeds and the road ahead clears, your Lexus returns to its preset speed.

INTELLIGENT HIGH BEAMS

To help provide greater visibility for you as well as other drivers, Intelligent High Beams³¹ offer added illumination to help keep you focused on the road. When the road ahead is clear, the system defaults to high-beam mode, then temporarily switches to low beams when it detects the headlamps or taillamps of vehicles ahead.



LEXUS SAFETY SYSTEM + 2.0

RX shown in Atomic Silver



MARK LEVINSON® PREMIUM SURROUND SOUND AUDIO SYSTEM

The available Mark Levinson®³² Premium Surround Sound Audio System features patented, proprietary Clari-Fi®³² technology that restores audio quality from compressed music, resulting in crisp, clear, dynamic sound from any source. Combined with technology designed to create an expansive “sweet spot” of audio, it envelops every passenger in three-dimensional sound that rivals the finest home audio systems.

15
speakers

835
watts



RX shown with Black semi-aniline leather and Gray Sapele wood with Aluminum interior trim

PERFORMANCE BEYOND EXPECTATIONS

From the fuel-efficient and high-performance hybrid to the available F SPORT, the RX turns heads and overturns convention.



RX F SPORT shown in Atomic Silver



Engineered to tap into the strength of an even more reinforced chassis, the optimized suspension delivers enhanced handling and a ride that's smoother than ever before. When combined with an array of performance features, including a transmission so intelligent it can increase torque at lower speeds for improved acceleration, new Active Cornering Assist, lightning-fast paddle shifters on every model, and an available more advanced Adaptive Variable Suspension that can monitor and adjust the shock absorber settings depending on conditions, the result is a vehicle that does more than run the show. It stops it.



RX shown in Atomic Silver

POWER ON DEMAND

RX 350 AND RX 350L

Experience luxury that roars. A 3.5-liter V6 engine with direct and port fuel injection pairs exhilarating power with efficient fuel economy. Combined with a quick-shifting eight-speed transmission, and delivering 295 (RX 350) or 290 horsepower (RX 350L), both models offer dynamic performance at every curve.

For even greater control, an innovative dual Variable Valve Timing with intelligence (VVT-i) system offers precise engine performance as it reduces emissions and enhances fuel efficiency. VVT-i monitors the engine's speed and load, increasing torque at lower speeds for improved acceleration and boosting performance at higher speeds by adjusting intake and exhaust valve timing.

**TWO POWER
SOURCES.
UNEQUALED
PERFORMANCE.**

Our most powerful RX combines a potent 3.5-liter engine with dynamic electric motors.

Take everything you love about the RX. Then give it more performance. And more efficiency. That's the philosophy behind the RX 450h and RX 450hL, which boast a potent 3.5-liter V6 engine—paired with powerful electric motors and an Electronically controlled Continuously Variable Transmission—for a combined 308 total system horsepower,¹ 30- and 29-MPG combined EPA estimates,² instant torque delivery and AWD performance. All without requiring a charge. Both models also feature a Super Ultra-Low Emission Vehicle (SULEV) rating.

Craving more of an edge? The RX 450h F SPORT adds bold styling and offers an Adaptive Variable Suspension that will take performance even further.



RXh F SPORT shown in Ultra White



ALL-WHEEL DRIVE

Stay in control with available Active Torque Control all-wheel drive. This intelligent system monitors road conditions in real time, automatically shifting engine power between front and rear axles, while 100% of the power goes to the front wheels during normal driving conditions for improved efficiency. And standard on the RX 450h and RX 450hL, electronic all-wheel drive features a rear electric motor that delivers instantaneous torque to the rear wheels when you need it, with no friction loss.

RX F SPORT AWD shown in Matador Red Mica





F SPORT PERFORMANCE

With an enhanced available sport-tuned suspension from the high-performance LC and exclusive drive modes, the RX F SPORT is engineered to spark attention and adrenaline.



In addition to more aggressive styling inside and out, the RX F SPORT's exclusive features deliver even more control and exhilarating intensity. It boasts the same available Adaptive Variable Suspension found in the high-performance Lexus LC that allows you to customize the shock absorber settings for improved ride comfort or reduced body lean as you enter and exit turns. The powerful V6 emits a throaty engine note when accelerating. And, putting thrilling performance right at your fingertips, paddle shifters offer lightning-fast upshifts and heart-racing split-second downshifts.

EXCLUSIVE PERFORMANCE DRIVE MODES

To help provide the highest level of responsiveness, the F SPORT offers exclusive drive modes. Sport S+ mode enhances steering and adjusts the Adaptive Variable Suspension, while Custom mode allows you to personalize everything from road feel to responsiveness. Further enhancing the excitement, an exclusive LFA-inspired gauge cluster provides real-time information such as G-force metrics, power distribution and more.

RX F SPORT shown in Atomic Silver



F SPORT STYLING

The bold F SPORT perspective is obvious throughout the driver-centric interior. In addition to exclusive race-inspired instrumentation and bold aluminum accents, you'll find performance upgrades, including bolstered sport seats, a black headliner, a perforated leather-trimmed sport steering wheel and shift knob, plus aluminum pedals and more.



RX F SPORT shown with Circuit Red NuLuxe^{®10} and Scored Aluminum interior trim

F SPORT BOLSTERED SEATS

Signature race-inspired F SPORT bolstered seats provide the ideal posture, control and visibility for enhanced driving performance. Featuring a unique foam-injected construction and designed to contour to the needs of the driver, their low position helps place the driver's hip point as close as possible to the car's center of gravity, for a more dynamic driving experience.

20-INCH DARK GRAPHITE ALLOY WHEELS

Punctuating the attitude of the aggressive exterior, exclusive F SPORT 20-inch Dark Graphite alloy wheels³ enhance the vehicle's low, powerful stance.



RX STYLES



RX 350

Standard features on every RX:

- SmartAccess^{33,34} with push-button Start/Stop
- Drive Mode Select
- Lexus Multimedia System³⁵ with touchscreen display
- Lexus Enform Safety Connect.³⁶ Included for the first three years of ownership.
- Lexus Enform Service Connect.³⁶ Included for the first 10 years of ownership.
- Lexus Enform Wi-Fi™ 4GB/three-month trial³⁷ is included.
- Lexus Enform Remote¹⁴ with Amazon Alexa⁴ and Google Assistant²² compatibility. Included for the first three years of ownership.
- Remote Touchpad³⁵
- Amazon Alexa⁴ compatibility
- Android Auto™⁵
- Apple CarPlay¹⁶ integration
- Lexus mobile app services (Lexus Enform Remote,¹⁴ Lexus Drivers and more)
- Voice Command
- Bluetooth³⁸ and USB³⁹ smartphone connectivity
- Six USB³⁹ ports
- Nine-speaker Premium Sound System
- Dual-zone automatic climate control with interior air filter
- A Leather-trimmed steering wheel with paddle shifters and shift knob
- NuLuxe¹⁰ interior trim
- Power tilt-and-telescopic steering column
- Power-adjustable front seats
- B 40/20/40-split folding, reclining¹³ second-row seat
- Auto-dimming inside mirror and power-adjustable, heated outside mirrors
- Rain-sensing windshield wipers
- Power rear door
- Lexus Safety System+ 2.0⁶ (Pre-Collision System²⁶ with Pedestrian Detection,⁷ Lane Tracing Assist,²⁸ Lane Departure Alert²⁹ with Steering Assist, Road Sign Assist,³⁰ All-Speed Dynamic Radar Cruise Control²⁷ and Intelligent High Beams³¹)
- Backup camera⁴⁰
- 10 airbags⁴¹
- Complimentary scheduled maintenance services (please refer to the *Warranty and Services Guide* for details)



RX 450h

Includes RX 350 features, plus:

- Concealed exhaust
- EV⁴² drive mode
- Vehicle Dynamics Integrated Management⁴³



RX 350 F SPORT

Includes RX 350 features and Premium Package, and adds or replaces:

- Front and rear performance dampers
- Vehicle Dynamics Integrated Management⁴³
- F SPORT front seats with enhanced bolsters
- F SPORT perforated leather-trimmed steering wheel and shift knob
- Performance-inspired instrumentation
- Scored Aluminum interior trim
- Aluminum pedals and door-sill scuff plates
- Black headliner
- LED ambient interior illumination
- F SPORT front fascia and mesh grille insert
- F SPORT front-fender and rear-door badges
- F SPORT rear valance
- Black outside mirrors
- F SPORT 20-in split-10-spoke alloy wheels³ with Dark Graphite finish



RX 450h F SPORT

Includes RX 350 F SPORT features, plus:

- Concealed exhaust
- EV⁴² drive mode



RX 350L

Includes RX 350 features, plus:

- Power-folding and -reclining¹³ 50/50-split third-row seat
- Second-row armrest storage compartment with two USB ports³⁹
- Three-zone climate control
- Power-folding, auto-dimming outside mirrors
- Aluminum roof rails^{44,45}



RX 450hL

Includes RX 350L features, plus:

- Concealed exhaust
- EV⁴² drive mode
- Vehicle Dynamics Integrated Management⁴³
- Lexus Memory System for steering wheel
- Second-row captain's chairs⁹

PACKAGES



A

PREMIUM PACKAGE (RX)

- Matte Walnut or Matte Bamboo wood interior trim
- Lexus Memory System for steering wheel, driver's seat, outside mirrors and steering wheel
- Power-folding, auto-dimming outside mirrors

PREMIUM PACKAGE (RXL)

- Open-Pore Brown Walnut or Matte Bamboo wood interior trim
- Power moonroof

LUXURY PACKAGE (RX, RXL)

- Includes Premium Package, plus:*
- Heated wood- and leather-trimmed steering wheel
- Semi-aniline leather interior trim
- Gray Sapele wood with Aluminum trim
- Lexus Memory System for driver's seat and outside mirrors (RXL)
- Power cushion extender for driver's and front passenger's seats
- Rear armrest storage compartment
- Manual rear side-door sunshades
- LED ambient illumination and LED-illuminated door sills
- 20-in split-10-spoke alloy wheels³

PERFORMANCE PACKAGE (RX F SPORT, RXh F SPORT)

- F SPORT-tuned Adaptive Variable Suspension
- F SPORT-tuned Electronic Power Steering
- Drive Mode Select adds Sport S+ mode
- Sound generator (RX 350)
- Heated steering wheel
- A Rear armrest storage compartment



B

NAVIGATION PACKAGE

- B Navigation System²¹
- Lexus Enform Dynamic Navigation^{15,46} Included for up to the first three years of ownership.
- 12.3-in touchscreen display
- GPS-adjusted analog clock
- Dynamic Voice Command⁴⁶
- Lexus Enform Destination Assist⁴⁷ Included for the first three years of ownership.
- 12-speaker Premium Sound System including subwoofer
- Climate control with smog-sensing automatic recirculation mode

NAVIGATION / MARK LEVINSON® PACKAGE

- Includes Navigation Package, plus:*
- Mark Levinson^{®32} 15-speaker, 835-watt Premium Surround Sound Audio System

COLD WEATHER PACKAGE

- Windshield wiper de-icer
- Auto-leveling headlamps
- Headlamp washers
- Fast-response interior heater

TOWING PREP PACKAGE (RX, RXh, RXL)

- Heavy-duty radiator
- Engine and transmission-oil coolers

OPTIONS

INDIVIDUAL OPTIONS

- Premium Triple-Beam LED headlamps, LED turn signals and cornering lamps
- Premium Triple-Beam LED headlamps with Adaptive Front Lighting System⁴⁸ LED turn signals and cornering lamps (RX, RXh)
- Heated leather-trimmed steering wheel
- Heated wood- and leather-trimmed steering wheel
- Heated front seats (RX, RXh)
- Heated and ventilated front seats
- Heated and ventilated front and heated second-row outboard seats (RXL, RXhL)
- C Second-row captain's chairs⁹ (RXL)
- Power-folding, 60/40-split, heated second-row outboard seats with heated and ventilated front seats (RX, RXh)
- Power moonroof and aluminum roof rails^{44,45} (RX, RXh)
- Panorama glass roof and aluminum roof rails^{44,45} (RX, RXh)
- Power Rear Door with Kick Sensor¹²
- Blind Spot Monitor⁴⁹ with Intuitive Parking Assist⁵⁰ Auto Braking⁵¹ and Rear Cross-Traffic Alert⁵² and power-folding outside mirrors
- Blind Spot Monitor⁴⁹ with Intuitive Parking Assist⁵⁰ and Rear Cross-Traffic Alert⁵² Panoramic View Monitor²³ and power-folding outside mirrors
- Color Head-Up Display



C



**RX 350 / RX 350L /
RX 350 F SPORT**

295 290
HORSEPOWER HORSEPOWER
(RX 350L)

V6
3.5-LITER ENGINE

FWD
STANDARD

8-SPEED
ELECTRONICALLY
CONTROLLED TRANSMISSION
WITH PADDLE SHIFTERS

7.7 7.9
0-60 MPH 0-60 MPH (SEC)⁵³
(SEC)⁵³ (RX 350L)

20/27/23
CTY / HWY / CMB
EPA-ESTIMATED MPG²

19/26/22
CTY / HWY / CMB
EPA-ESTIMATED MPG² (RX 350L)

**RX 350 AWD / RX 350L AWD /
RX 350 F SPORT AWD**

295 290
HORSEPOWER HORSEPOWER
(RX 350L AWD)

V6
3.5-LITER ENGINE

AWD
STANDARD

8-SPEED
ELECTRONICALLY
CONTROLLED TRANSMISSION
WITH PADDLE SHIFTERS

7.9 8.1
0-60 MPH 0-60 MPH (SEC)⁵³
(SEC)⁵³ (RX 350L AWD)

19/26/22
CTY / HWY / CMB
EPA-ESTIMATED MPG²

18/25/21
CTY / HWY / CMB
EPA-ESTIMATED MPG² (RX 350L AWD)

**RX 450h / RX 450hL /
RX 450h F SPORT**

308
TOTAL SYSTEM HORSEPOWER¹

V6
ENGINE +
LEXUS MULTISTAGE HYBRID DRIVE

AWD
STANDARD

ECVT
ELECTRONICALLY
CONTROLLED CONTINUOUSLY
VARIABLE TRANSMISSION
WITH PADDLE SHIFTERS

7.9 8.1
0-60 MPH 0-60 MPH (SEC)^{1,53}
(SEC)^{1,53} (RX 450hL)

31/28/30
CTY / HWY / CMB
EPA-ESTIMATED MPG²

29/28/29
CTY / HWY / CMB
EPA-ESTIMATED MPG² (RX 450hL)

DIMENSIONS

OVERALL LENGTH 192.5 IN (RX, RXh), 196.9 IN (RXL, RXhL) / WHEELBASE 109.8 IN / WIDTH 74.6 IN (MIRRORS FOLDED) /
HEIGHT 67.3 IN (RXL), 67.7 IN (RX, RXh, RXhL)

WHEELS



18-in

Split-five-spoke alloy wheels³
STANDARD RX, RXh, RXL, RXhL



20-in

Split-10-spoke alloy wheels³
STANDARD LUXURY PACKAGE



20-in

Split-five-spoke alloy wheels³ with
Dark Silver and machined finish
AVAILABLE RX, RXh, RXL, RXhL



20-in

Split-10-spoke alloy wheels³
with Dark Graphite finish
STANDARD RX F SPORT, RXh F SPORT

RXh shown in Atomic Silver

COLOR, MATERIAL & FINISH

INTERIOR & TRIM



BIRCH NULUXE®*	●	■	▲
BIRCH SEMI-ANILINE LEATHER	●	■	▲
PARCHMENT NULUXE	●	■	▲
PARCHMENT SEMI-ANILINE LEATHER	●	■	▲
NOBLE BROWN SEMI-ANILINE LEATHER	●	■	▲
BLACK NULUXE	●	■	▲
BLACK SEMI-ANILINE LEATHER	●	■	▲
CIRCUIT RED NULUXE	●	■	▲

RX, RXh ●
 RXL, RXhL ■
 RX/RXh FSPORT ▲

ACCESSORIES

The Lexus accessory line is as elegant and well-crafted as your exquisitely designed Lexus vehicle. And ours are the only Lexus accessories that are warranted for up to 48 months/50,000 miles⁵⁴ and honored at every Lexus dealership in the nation⁵⁵ For more, please visit lexus.com/accessories.



- A All-weather cargo tray[†]
- B All-weather floor liners⁵⁶
- C Alloy wheel locks
- Ball mount⁵⁷
- D Body side moldings[†]
- Cargo net⁸
- Carpet cargo mat
- Carpet floor mats⁵⁸
- Coin holder / Ashtray cup
- Door edge film by 3M™⁵⁹
- Door edge guards
- Emergency assistance kit
- First aid kit
- Glass breakage sensor
- Illuminated door sills
- Key gloves with Lexus logo
- Lexus Universal Tablet Holder⁶⁰
- E Mudguards[†]
- Paint protection film by 3M™⁶¹
- Rear bumper protector
- F Roof rack cross bars^{45,62†}
- Running boards
- G Tow hitch receiver^{57†}
- Trailer ball⁵⁷

- F SPORT ACCESSORIES
- Carpet floor mats⁵⁸
- Key gloves with F logo
- Lowering springs

DISCLOSURES

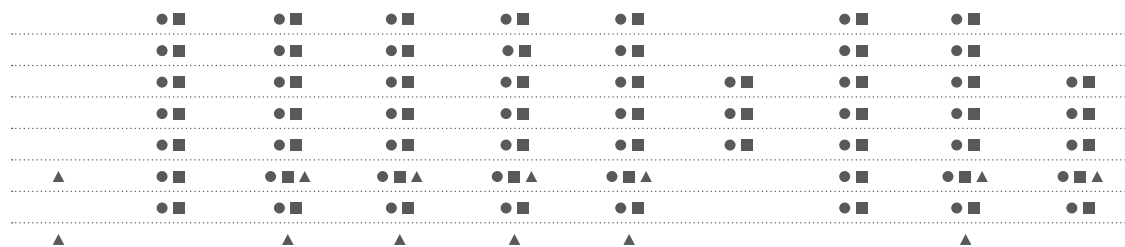
WARRANTY Four-year/50,000-mile Lexus Limited Warranty, Six-year/70,000-mile Powertrain Warranty, Six-year/unlimited-mileage Corrosion Perforation Warranty, Eight-year/100,000-mile Hybrid System Warranty. All warranties with zero deductible. See the *RX Warranty and Services Guide* at your Lexus dealer for details.

1. Ratings achieved using the required premium unleaded gasoline with an octane rating of 91 or higher. If premium fuel is not used, performance will decrease. 2. 2020 EPA estimates. Actual mileage will vary. 3. 18-, 19- or 20-in performance tires are expected to experience greater tire wear than conventional tires. Tire life may be substantially less than performance expectancy or 15,000 miles, depending upon driving conditions. 4. Amazon, Alexa, Amazon Music and all related logos are trademarks of Amazon.com, Inc. or its affiliates. Certain Alexa functionality is dependent on smart home technology. Not all Amazon Alexa functionality is available for in-vehicle use. Always drive safely and obey traffic laws. Apps, prices and services vary by phone carrier and are subject to change at any time without notice. Subject to smartphone connectivity and capability. Data charges may apply. 5. Google, Android and Android Auto are trademarks of Google LLC. 6. Lexus Safety System+ effectiveness is dependent on many factors including road, weather and vehicle conditions. Drivers are responsible for their own safe driving. Always pay attention to your surroundings and drive safely. See *Owner's Manual* for additional limitations and details. 7. The Pedestrian Detection System is designed to detect a pedestrian or bicyclist ahead of the vehicle, determine if impact is imminent and help reduce impact speed. It is not a substitute for safe and attentive driving. System effectiveness depends on many factors, such as speed, size and position of pedestrian or bicyclist, and weather, light and road conditions. See *Owner's Manual* for additional limitations and details. 8. Cargo and load capacity limited by weight and distribution. Always properly secure cargo and cargo area. 9. Seven-passenger second-row bench seating standard in the RX 350L and six-passenger seating with second-row captain's chairs available in the RX 350L and standard in the RX 450hL. 10. NuLuxe is a registered trademark of Toyota Motor Sales, U.S.A., Inc. 11. 2020 RXL vs. 2019/2020 competitors. Information from manufacturers' websites as of 5/20/2019. 12. The touchless sensor can be affected by water, weather, dirt and other conditions. It may not operate promptly, or may operate unintentionally, under certain conditions. See *Owner's Manual* for additional limitations and details. 13. Do not allow passengers to sit in a seat that has been fully or severely reclined while driving. This feature is intended for use only when the vehicle is parked. While the vehicle is being driven, all vehicle occupants should have the seatback upright, sit well back in the seat and properly wear the seatbelts provided. In the event of a collision, the more the seat is reclined, the greater the risk of death or personal injury. See *Owner's Manual* for additional limitations and details. 14. Use only if aware of circumstances surrounding vehicle and it is legal and safe to do so (e.g., do not remotely start engine if vehicle is in an enclosed space or vehicle is occupied by a child). Remote Connect depends on an operative telematics device, a cellular connection, GPS signal strength and other factors outside of Lexus' control, which can limit system functionality and availability. Service may vary by vehicle and region. Registration and app download required. Terms and conditions of subscription service agreement apply. Data charges may apply. Services subject to change at any time without notice. See <https://www.lexus.com/privacy/vts/>. The Remote Connect trial period is at no extra cost and begins on the original date of purchase or lease of a new vehicle. After the trial period expires, enrollment in a paid subscription is required to access the service. Terms and conditions apply. 15. Be sure to obey traffic regulations and maintain awareness of road and traffic conditions at all times. Apps/services vary by phone/carrier; functionality depends on many factors. Select apps use large amounts of data; you are responsible for charges. Apps and services subject to change at any time without notice. See [lexus.com/enform](https://www.lexus.com/privacy/vts/) for details. To learn about Lexus Enform's data collection, use, sharing and retention, please visit <https://www.lexus.com/privacy/vts/>. 16. Apps and services are subject to change at any time without notice. Data charges may apply. Apple CarPlay® functionality requires a compatible iPhone® tethered with an approved data cable into the USB media port. Apple CarPlay is a trademark of Apple Inc. 17. iPhone is a registered trademark of Apple Inc. All rights reserved. 18. Always focus on the road while driving. Siri is available on select iPhone/iPad models and requires Internet access. Siri is not available in all languages or all areas and features vary by area. Some Siri functionality and commands are not accessible in the vehicle. See Apple.com and phone carrier for details. Data charges may apply. Siri is a registered trademark of Apple Inc. 19. Apple Audiobooks is a trademark of Apple Inc. All rights reserved. Spotify is a registered trademark of Spotify Technology Holding. Waze and Waze logo are registered trademarks of Google LLC. Always drive safely and obey traffic laws. Apps, prices and services vary by phone carrier and are subject to change at any time without notice. Subject to smartphone connectivity and capability. Data charges may apply. 20. Amazon, Alexa and all related logos are trademarks of Amazon.com, Inc. or its affiliates. Not all Amazon Alexa functionality is available for in-vehicle use. The Lexus+ Alexa app requires an Android™ smartphone using version 5.0 and above. App download required. Skills and services subject to change at any time without notice. 21. Be sure to obey traffic regulations and maintain awareness of road and traffic conditions at all times. Functionality, availability and accuracy of information provided by the system depends on many factors and service may not be available in every location. Use common sense when relying on information provided. Apps/services vary by phone/carrier. Select apps use large amounts of data; you are responsible for charges. Apps and services subject to change at any time without notice. See [lexus.com](https://www.lexus.com/privacy/vts/) for details. Services and programming subject to change. Updates may be available from your dealer at an additional cost. See *Owner's Manual* for additional limitations and details. 22. Google is a trademark of Google LLC. Always drive safely and obey traffic laws. Functionality depends on many factors outside of Lexus' control. Actions and services subject to change at any time without notice. To learn more, go to [lexus.com/enform](https://www.lexus.com/enform). To learn more about Lexus' data collection, use, sharing and retention, please visit <https://www.lexus.com/privacy/vts/>. 23. The Panoramic View Monitor does not provide a comprehensive view of the area surrounding the vehicle. You should also look around outside your vehicle and use your mirrors to confirm surrounding clearance. Environmental conditions may limit effectiveness and view may become obscured. See *Owner's Manual* for additional limitations and details. 24. Face time is a registered trademark of Apple Inc. All rights reserved. Always drive safely and obey traffic laws. Apps, prices and services vary by phone carrier and are subject to change at any time without notice. Subject to smartphone connectivity and capability. Data charges may apply. 25. 2020 RX vs. 2019/2020 competitors. Information from manufacturers' websites as of 6/26/2019. 26. The Pre-Collision System (PCS) with Pedestrian Detection (PD) is designed to determine if impact is imminent and help reduce impact speed and damage in certain frontal collisions involving a vehicle, a pedestrian or a bicyclist. PCS w/PD is not a substitute for safe and attentive driving. System effectiveness depends on many factors, such as speed, size and position of pedestrian or bicyclist and weather, light and road conditions. See *Owner's Manual* for additional limitations and details. 27. Dynamic Radar Cruise Control is a driver support system that utilizes the vehicle's forward-facing camera and Navigation System (when data is available) to recognize certain road signs and provide information to the driver via the multi-information display. Effectiveness is dependent on road, weather, vehicle and sign conditions. Use common sense when using RSA and do not drive distracted. See *Owner's Manual* for additional limitations and details. 28. Lane Tracing Assist (LTA) is designed to read visible lane markers and detect other vehicles under certain conditions. When potential lane departure is detected, LTA provides a visual warning and either an audible alert or vibration in the steering wheel and can apply a slight steering force. It is not a collision-avoidance system or a substitute for safe and attentive driving. Effectiveness is dependent on many factors, including road, weather and vehicle conditions. See *Owner's Manual* for additional limitations and details. 29. Lane Departure Alert with Steering Assist is designed to read visible lane markers under certain conditions when DRC is engaged. It provides a visual and audible alert and slight steering force when lane departure is detected. It is not a collision-avoidance system or a substitute for safe and attentive driving. Effectiveness is dependent on many factors including road, weather and vehicle conditions. See *Owner's Manual* for additional limitations and details. 30. Do not rely exclusively on Road Sign Assist (RSA). RSA is a driver support system that utilizes the vehicle's forward-facing camera and Navigation System (when data is available) to recognize certain road signs and provide information to the driver via the multi-information display. Effectiveness is dependent on road, weather, vehicle and sign conditions. Use common sense when using RSA and do not drive distracted. See *Owner's Manual* for additional limitations and details. 31. Intelligent High Beams operate at speeds above 25 mph. Factors such as a dirty windshield, weather, lighting and terrain limit effectiveness, requiring the driver to manually operate the high beams. See *Owner's Manual* for additional limitations and details. 32. Mark Levinson and Clari-Fi are registered trademarks of Harman International Industries, Inc. 33. The SmartAccess system may interfere with some pacemakers or cardiac defibrillators. If you have one of these medical devices, please talk to your doctor to see if you should deactivate this system. 34. The engine immobilizer is a state-of-the-art anti-theft system that is initiated when you insert your key into the ignition switch or bring a SmartAccess fob into the vehicle. The engine will only start if the code in the transponder chip inside the key/fob matches the code in the vehicle's immobilizer. The transponder chip is embedded in the key/fob and can be costly to replace. If you lose a key or fob, your Lexus dealer can help or you can go to www.aaopa.org to find a qualified locksmith in your area who can perform high-security key or fob service. 35. Be sure to obey traffic regulations and maintain awareness of road and traffic conditions at all times. 36. The Safety and Service Connect trial periods are at no extra cost and both begin on the original date of purchase or lease of a new vehicle. After the trial periods expire, enrollment in paid subscription is required to access the services. Safety and Service Connect services depend on an operative telematics device, a cellular connection, navigation map data and GPS signal strength and other factors outside of Lexus' control, all of which can limit system functionality or availability, including access to response center or emergency support. Stolen vehicle police report required to use Stolen Vehicle Locator. Services subject to change at any time without notice. Terms and conditions of subscription service agreement apply. Service may vary by vehicle and region. See usage precautions and service limitations in *Owner's Manual*. See [lexus.com/enform](https://www.lexus.com/enform) for details. To learn about Lexus Enform's data collection, use, sharing and retention, please visit <https://www.lexus.com/privacy/vts/>. 37. The Wi-Fi Connect trial period is at no extra cost and begins on the date of activation. After the trial period expires, enrollment in a paid subscription is required to access the service. Terms and conditions apply. 38. The Bluetooth word mark and logos are registered trademarks owned by Bluetooth SIG, Inc. and any use of such marks by Lexus is under license. A compatible Bluetooth-enabled phone must first be paired. Phone performance depends on software, coverage and carrier. 39. May not be compatible with all mobile phones, MP3/WMA players and like models. 40. The backup camera does not provide a comprehensive view of the rear area of the vehicle and you should also look around the vehicle, using mirrors to confirm rearward clearance. Environmental conditions may limit effectiveness and view may become obscured. See *Owner's Manual* for additional limitations and details. 41. Airbag systems are Supplemental Restraint Systems and are designed to inflate only under certain conditions and in certain types of severe collisions. To decrease the risk of injury from an inflating airbag, always wear seatbelts and sit upright in the middle of the seat as far back as possible. Do not put objects in front of an airbag or around the seatback. Do not use a rearward-facing child seat in a front passenger seat. See *Owner's Manual* for additional limitations and details. 42. CAUTION When driving a hybrid vehicle, pay special attention to the area around the vehicle. EV models are silent, and pedestrians, people riding bicycles or other people and vehicles in the area may not be aware of the vehicle starting or approaching them, so take extra care while driving. EV mode works under certain conditions at low speeds. See *Owner's Manual* for additional limitations and details. 43. Vehicle Dynamics Integrated Management (VDIM) is an electronic system designed to help the driver maintain vehicle control under adverse conditions. It is not a substitute for safe and attentive driving practices. Factors including speed, road conditions, weather and driver steering input can all affect whether VDIM will be effective in preventing a loss of control. See *Owner's Manual* for additional limitations and details. 44. Roof rails not recommended for luggage. 45. Roof rack capacity is 165 lb (75 kg). See *Owner's Manual* for details. 46. Be sure to obey traffic regulations and maintain awareness of road and traffic conditions at all times. Dynamic Navigation and Dynamic Voice Command are dependent upon an operative telematics device, a cellular connection, navigation map data and GPS satellite signal reception, and other factors outside of Lexus' control, which can limit the ability or functionality of the system. To learn about Lexus Enform's data collection, use, sharing and retention, please visit <https://www.lexus.com/privacy/vts/>. Use common sense when relying on information provided. Services and programming subject to change at any time without notice. Services not available in every city or roadway. Subscription required upon end of trial service period. See *Navigation System Owner's Manual* for additional limitations and details. See [lexus.com/enform](https://www.lexus.com/enform) for details. The Dynamic Navigation three-year trial period is at no extra cost and begins on the original date of purchase or lease of a new vehicle. Terms and conditions apply. 47. Destination Assist depends on an operative telematics device, a cellular connection, navigation map data, GPS signal strength and other factors outside of Lexus' control, which can limit system functionality or availability. Use common sense when relying on this information. Service may vary by vehicle and region. Registration required. Services subject to change at any time without notice. Terms and conditions of subscription services agreement apply. See *Owner's Manual* and [lexus.com/enform](https://www.lexus.com/enform) for additional limitations and details. To learn about Lexus Enform's data collection, use, sharing and retention, please visit <https://www.lexus.com/privacy/vts/>. The Destination Assist trial period is at no extra cost and begins on the original date of purchase or lease of a new vehicle. After the trial period expires, enrollment in a paid subscription is required to access the service. 48. The Adaptive Front Lighting System helps improve night vision. Situations such as a dirty windshield, rapidly changing light conditions or hilly terrain will limit effectiveness, requiring the driver to manually turn off the system. See *Owner's Manual* for additional limitations and details. 49. Do not rely exclusively on the Blind Spot Monitor. Always look over your shoulder and use your turn signal. There are limitations to the function, detection and range of the monitor. See *Owner's Manual* for additional limitations and details. 50. Intuitive Parking Assist (IPA) is designed to assist drivers in avoiding potential collisions at speeds of 9 mph or less. Certain vehicle and environmental factors, including an object's speed, shape, size and composition, may affect the system's effectiveness. Always look around outside the vehicle and use mirrors to confirm clearance. See *Owner's Manual* for additional limitations and details. 51. Automatic Braking is intended to assist a driver, but it is the driver's responsibility to be aware of the vehicle's surroundings. The system cannot prevent all collisions, and performance is dependent on road, weather and vehicle conditions. See *Owner's Manual* for additional limitations and details. 52. Do not rely exclusively on the Rear Cross-Traffic Alert system. Always look over your shoulder and use your mirrors to confirm rear clearance. There are limitations to the function, detection and range of the system. See *Owner's Manual* for additional limitations and details. 53. Performance figures are for comparison only and were obtained with prototype vehicles by professional drivers using special safety equipment and procedures. Do not attempt. 54. For accessories purchased at the time of the new-vehicle purchase, the Lexus Accessory Warranty coverage is in effect for 48 months/50,000 miles, from the vehicle's in-service date, which is the same coverage as the new vehicle Basic Warranty. For accessories purchased after the new-vehicle purchase and installed by a Lexus dealer, the coverage is 12 months for the parts and labor, regardless of mileage, from the date the accessory was installed on the vehicle, or the remainder of any applicable new-vehicle warranty, whichever provides greater coverage. Accessories purchased over the counter are covered for 12 months from the date of purchase. Refer to your Lexus Accessory Limited Warranty or documentation that accompanies accessory purchase for coverage and conditions. 55. Warranty honored at all Lexus dealerships nationwide excluding Hawaii. 56. This floor liner was designed specifically for use in your model and model year vehicle and SHOULD NOT be used in any other vehicle. To avoid potential interference with pedal operation, each liner must be secured with its fasteners. Do not install a floor liner on top of an existing floor liner. 57. Ball mount, trailer ball and tow hitch sold separately. Please consult your Lexus dealer or *Owner's Manual* for towing and load specifications. Some models require factory tow package option. Before towing, confirm your vehicle and trailer are compatible, hooked up and loaded properly and that you have any necessary additional equipment. Do not exceed any Weight Ratings and follow all instructions in your *Owner's Manual*. The maximum you can tow depends on the total weight of any cargo, occupants and available equipment. 58. This floor mat was designed specifically for use in your model and model year vehicle and SHOULD NOT be used in any other vehicle. To avoid potential interference with pedal operation, each mat must be secured with its fasteners. Do not install a floor mat on top of an existing floor mat. 59. Lexus Genuine Accessory Warranty will only apply when the installation is performed by a trained Lexus-approved installer. See Lexus dealer for details. 60. Lexus Universal Tablet Holder is intended for passengers only. Drivers should always be sure to obey traffic regulations and maintain awareness of the road and traffic conditions at all times. Use of aftermarket accessories may pose an increased risk of injury to occupants in the vehicle in the event of an accident. Tablet, phone, music and video player sold separately. 61. Genuine Lexus Paint Protection Film by 3M™ is designed for specific sections of the hood and front fenders. Depending on the model, it may also be applied to select portions of the front bumper for an additional charge. Lexus Genuine Accessory Warranty will only apply when the installation is performed by a trained Lexus-approved installer. See Lexus dealer for details. 62. Do not overload your vehicle. See *Owner's Manual* for weight limits and restrictions.

Lexus strives to build vehicles to match customer interest, and thus they typically are built with popular options and option packages. Not all options/packages are available separately, and some may not be available in all regions of the country. See [lexus.com](https://www.lexus.com) for information about options/packages commonly available in your area. If you would prefer a vehicle without any or with different options, contact your dealer to check for current availability or the possibility of placing a special order. Specifications, features, equipment, technical data, performance figures, options, and color and trim are based upon information available at time of printing, are subject to change without notice, and are for mainland U.S.A. vehicles only. Vehicles shown may be prototypes and/or shown with options. Actual models may vary. Colors depicted may vary based on multiple factors, including ambient lighting and the format in which they are being viewed (e.g., computer, mobile device, or print). See your Lexus dealer for details. Lexus reminds you to wear seatbelts, secure children in rear seat, obey all traffic laws and drive responsibly. For more information, call 800-USA-LEXUS (872-5398) or visit lexus.com. To learn more about your financing options, contact your Lexus dealer or call Lexus Financial Services at 800-874-7050.

*2019 model shown

EXTERIOR



*Only available on FSPORT models
For configuration details, visit lexus.com/RXbuild



WHEN EVERY DETAIL,
EVERY MOMENT
AND EVERY EMOTION
IS CRAFTED BY LEXUS,
IT LEADS TO THIS.

